

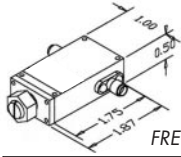


# Variable Attenuators

## Components

### CONTINUOUSLY VARIABLE ATTENUATORS

#### 06 SERIES VARIABLE ATTENUATORS



FREQUENCY FLAT MODELS

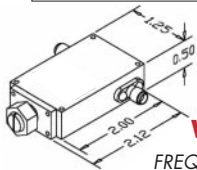
Freq (GHz)	Atten Range (dB)	Flatness (+/- db)	Model No.
2.0-4.0	10	1.5	VA4-2
3.6-6.5	10	0.8	VA6.5-3.6
3.6-4.3	20	0.5	VA4.3-3.6
5.8-6.5	20	0.5	VA6.5-5.8
5.85-14.5	20	0.5/B	VA14.5-5.85
4.0-8.0	10	2.0	VA8-4
7.2-8.4	20	1.0	VA8.4-7.2
8.0-12.4	10	1.0	VA12.4-8
10.7-12.7	20	0.8	VA12.7-10.7
10.7-14.5	20	1.5	VA14.5-10.7
13.0-14.5	30	0.5	VA14.5-13
12.4-18.0	10	1.0	VA18-12.4
17.0-18.6	20	1.0	VA18.6-17
8.0-18.0	20	1.8	VA18-8
14.0-26.0	20	1.0	VA26-14

LEVEL ADJUST MODELS

Freq (GHz)	Atten Range (dB)	Flatness (+/- db)	Model No.
2.0-4.2	10	N/A	VALA4.2-2.0
3.7-4.2	20	N/A	VALA4.2-3.7
7.9-12.7	30	N/A	VALA12.7-7.9
11.7-18.0	30	N/A	VALA18-11.7
14.0-26.5	20	N/A	VALA26.5-14
26.5-40	20	N/A	VALA40-26.5

MULTIBAND MODELS

Freq (GHz)	Atten Range (dB)	Flatness (+/- db)	Model No.
2.0-8.0	10	N/A	VAM8-2
2.0-18.0	10	N/A	VAM18-2
4.0-12.4	20	N/A	VAM12.4-4
4.0-18.0	10	N/A	VAM18-4
6.0-18.0	30	N/A	VAM18-6



#### 07 SERIES VARIABLE ATTENUATORS


FREQUENCY FLAT MODELS

Freq (GHz)	Atten Range (dB)	Flatness (+/- db)	Model No.
2.0-4.0	10	1.5	VAFF4-2
3.6-6.5	20	0.8	VAFF6.5-3.6
3.6-4.3	20	0.5	VAFF4.3-3.6
5.8-6.5	20	0.5	VAFF6.5-5.8
5.85-14.5	20	0.5/B	VAFF14.5-5.85
4.0-8.0	10	2.0	VAFF8-4
7.2-8.4	20	1.0	VAFF8.4-7.2
7.9-8.4	20	0.5	VAFF8.4-7.9
8.0-12.4	10	1.0	VAFF12.4-8
10.7-12.7	20	0.8	VAFF12.7-10.7
10.7-14.5	20	1.5	VAFF14.5-10.7
12.4-18.0	10	1.0	VAFF18-12.4
17.0-18.6	20	1.0	VAFF18.6-17.0
8.0-18.0	20	1.5	VAFF18-8

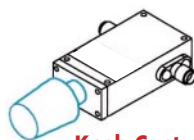
LEVEL ADJUST MODELS

Freq (GHz)	Atten Range (dB)	Flatness (+/- db)	Model No.
1.0-2.0	10	N/A	VALA2-1
1.5-2.0	15	N/A	VALA2-1.5
2.0-4.0	20	N/A	VALA4-2
2.0-8.0	20	N/A	VALA8-2
3.6-4.3	30	N/A	VALA4.3-3.6
4.0-8.0	30	N/A	VALA8-4
4.0-12.4	30	N/A	VALA12.4-4
8.0-12.4	40	N/A	VALA12.4-8
8.0-18.0	40	N/A	VALA18-8

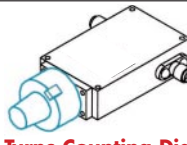
#### Attenuator Drive Options



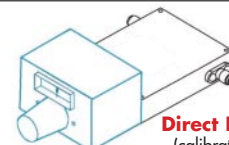
Motor Drive



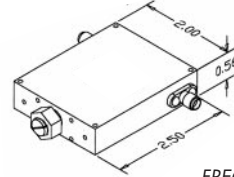
Knob Control



Turns Counting Dial



Direct Reading  
(calibrated in dB)



#### 08 SERIES

FREQUENCY FLAT MODELS

Freq (GHz)	Atten Range (dB)	Flatness (+/- db)	Model No.
0.7-0.8	10	0.75	VAFF0.8-0.7
0.8-1.0	15	1.0	VAFF1-0.8
0.8-1.0	20	1.5	VAFF1-0.8
0.95-1.45	15	1.7	VAFF1.45-0.95
1.5-2.0	20	1.5	VAFF2-1.5
2.0-4.0	20	1.5	VAFF4-2
2.8-6.5	20	1.5	VAFF6.5-2.8
3.4-4.2	20	1.0	VAFF4.2-3.4
3.6-6.5	30	1.2	VAFF6.5-3.6
3.6-4.3	30	0.7	VAFF4.3-3.6
5.8-6.5	30	0.7	VAFF6.5-5.8
4.0-8.0	20	1.0	VAFF8-4
7.2-8.4	30	0.7	VAFF8.4-7.2
8.0-12.4	20	1.0	VAFF12.4-8
10.7-12.7	30	1.0	VAFF12.7-10.7
10.7-14.5	30	1.5	VAFF14.5-10.7
12.4-18.0	20	1.0	VAFF18-12.4

LEVEL ADJUST MODELS

Freq (GHz)	Atten Range (dB)	Flatness (+/- db)	Model No.
0.7-1.0	10	N/A	VALA1-0.7
0.8-1.6	15	N/A	VALA1.6-0.8
0.9-1.75	15	N/A	VALA1.75-0.9
1.0-2.0	20	N/A	VALA2-1
2.0-4.2	20	N/A	VALA4.2-2
4.0-8.0	30	N/A	VALA8-4
7.9-12.7	30	N/A	VALA12.7-7.9
11.7-18.0	30	N/A	VALA18-11.7

MULTIBAND MODELS

Freq (GHz)	Atten Range (dB)	Flatness (+/- db)	Model No.
0.9-8.0	20	N/A	VAM8-0.9
1.0-4.0	20	N/A	VAM4-1
1.0-8.0	30	N/A	VAM8-1
2.0-18.0	10	N/A	VAM18-2
4.0-18.0	20	N/A	VAM18-4
6.0-18.0	60	N/A	VAM18-6

#### GENERAL SPECIFICATIONS FOR ALL UNITS

- RF CONN: SMA female
- INS LOSS: 0.5dB max
- VSWR: 1.5 max
- RF POWER: 5 W avg, 3 Kw peak
- ATTEN RGE: Many other models to 60dB

#### ATTENUATOR DRIVE OPTIONS

Our Standard is a Screw Driver Shaft with a Lock Nut

The Part Number begins with VA

For a Knob Control Option change the VA

in the P/N to VAK

Example: VAFF4-2 = VAKFF4-2

For a Turns Counting Dial Option use VAT

For a Direct Reading Tape Drive Option use

VAD for Full Frequency Range Calibration or

VAF for Single Frequency Calibration

(Specify Spot Frequency with Order)

For 28 Volt Motor Drive add -28 to the Model Number

### INSTRUMENTS FOR INDUSTRY INC.

IFI 中国总代理: 北京康泰电子有限公司

Tel: 8610-58731155

Email: sales@quatronix-cn.com

[www.ifi.com](http://www.ifi.com) (英文)

[www.quatronix-cn.com](http://www.quatronix-cn.com) (中文)